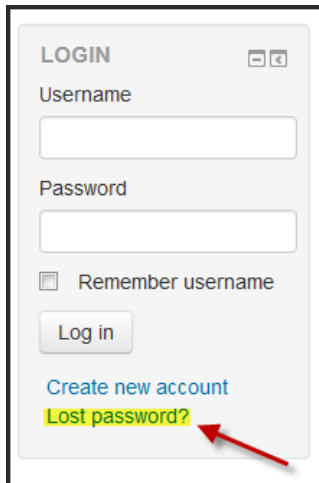


To request a new password at the UCI Distance Learning Center page: <http://learn.uci.edu>, please follow the steps below.

Click onto the LOST PASSWORD? link under the Login block on the left side.



LOGIN

Username

Password

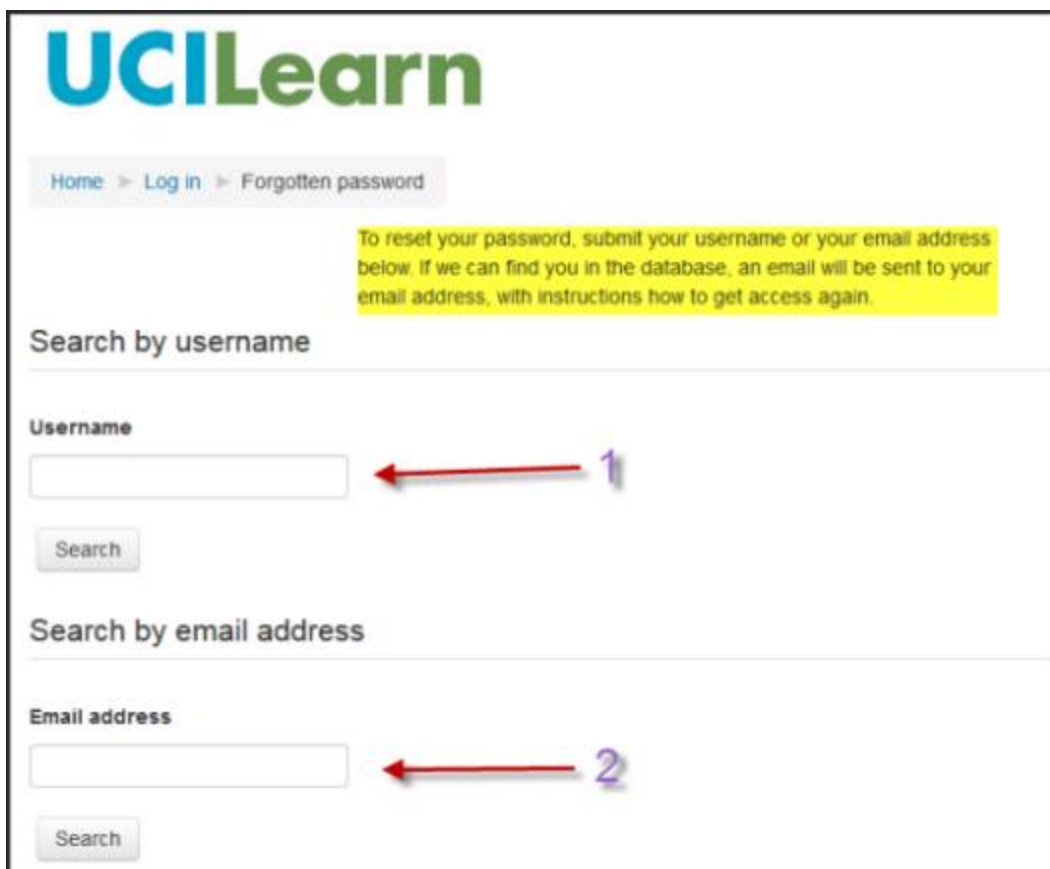
☐ Remember username

Log in

[Create new account](#)

[Lost password?](#)

You will be re-directed to another page where you will need to enter either your username or email address:



UCILearn

Home > Log in > Forgotten password

To reset your password, submit your username or your email address below. If we can find you in the database, an email will be sent to your email address, with instructions how to get access again.

Search by username

Username

Search

Search by email address

Email address

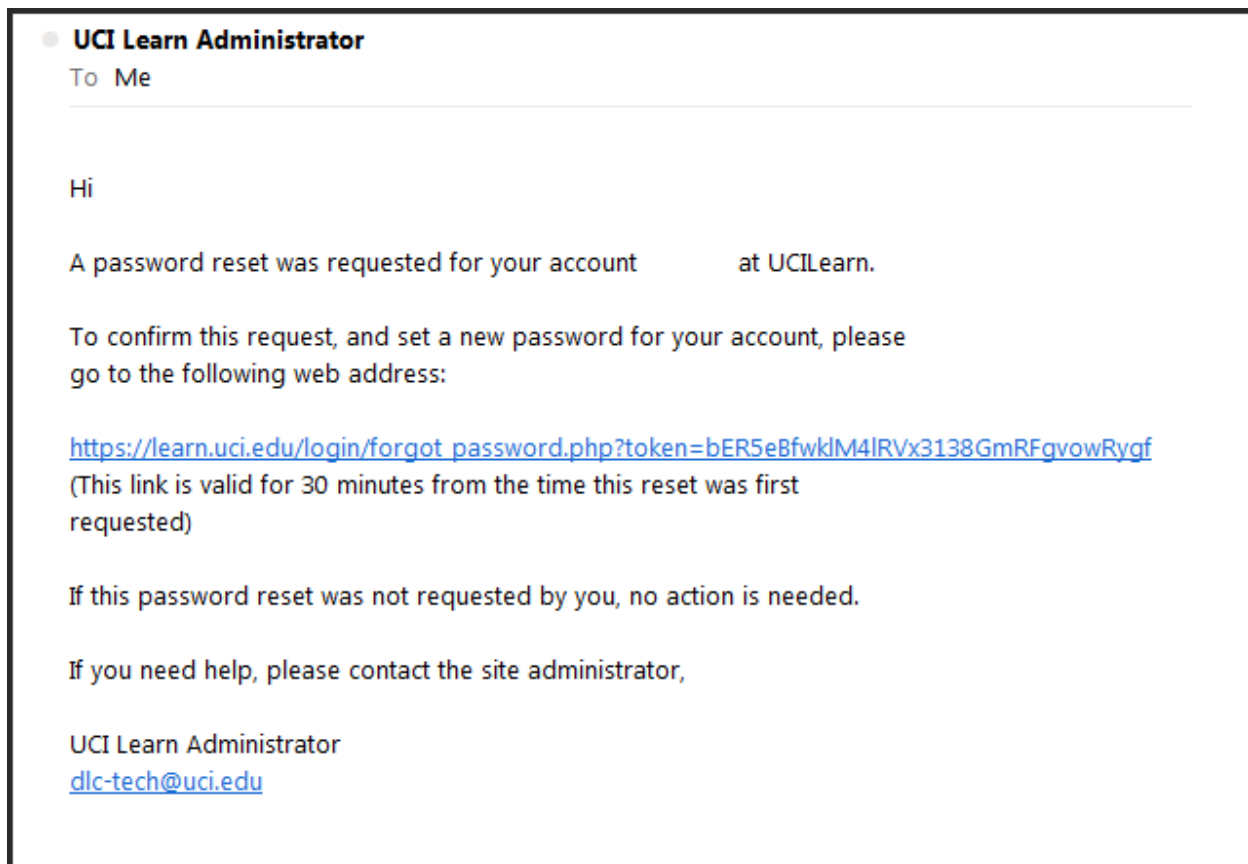
Search

Click the SEARCH button after you've entered the information.

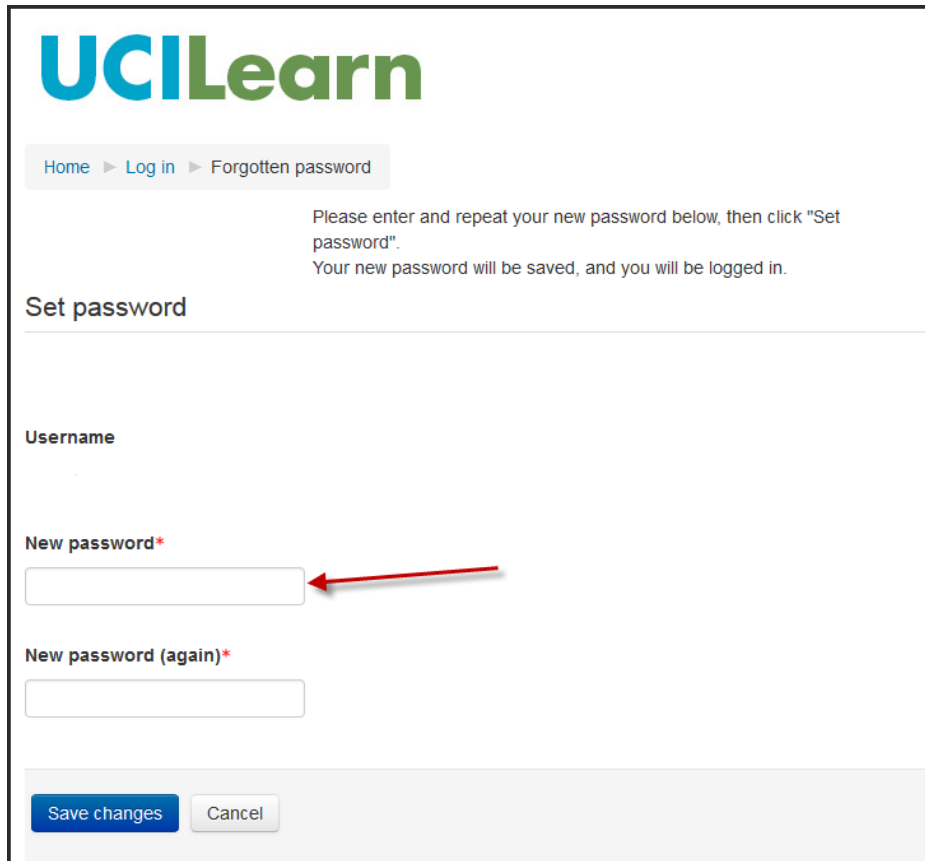
An email will be sent to our email account that is associated with your user account.



Here is an example of the email that you will be receiving. Please be sure to check your spam folder. This email is immediately sent after you've submitted your request. Click onto the link in the email.



After you have clicked onto the link, the UCI Learn page will pop-up where you can enter your new password:



UCILearn

[Home](#) ▶ [Log in](#) ▶ [Forgotten password](#)

Please enter and repeat your new password below, then click "Set password".
Your new password will be saved, and you will be logged in.

Set password

Username

New password*

New password (again)*

[Save changes](#) [Cancel](#)

Click the SAVE CHANGES button. You will then be logged in and redirected to the UCI Learn page.

Questions? Please contact the UCI Distance Learning Center at dlc-tech@uci.edu or (949) 824-1102.